

Sensors and Materials — Instructions for manuscript preparation

1. Preparation of Manuscript

All manuscripts must be written in clear, concise English, and be consistent in style, spelling, and syntax. Authors should prepare their manuscripts using the template provided on the journal website (<http://myukk.org/SM2017/permanent/SMtemplate.dotx>) as a Microsoft Word file. Manuscripts should be submitted to the website given in “2. Where to Submit”. After submission, all manuscripts will be subject to our English proofreading service. If the quality of the English of the manuscript does not satisfy the journal standards, the authors shall bear the proofreading fee, which will be charged with the publication fee (refer to Instructions to Authors, [4.Fees](#)).

2. Where to Submit

Please submit your manuscript using the Online Manuscript Submission System. <https://myukk-org.ssl-xserver.jp/form/>

If you cannot submit your manuscript online, send it directly via E-mail to myukk@myu-inc.jp.

For submission to a special issue, please specify the title of the special issue or the name(s) of its guest editor(s). Please also specify the type of your manuscript (research paper, review paper, perspectives, technical paper, or letter).

3. Manuscript Structure

In principle, manuscripts should consist of the following.

- (1) Title
- (2) Authors' names

Instructions for manuscript preparation / Sensors and Materials

- (3) Affiliations and addresses
- (4) Keywords
- (5) Abstract
- (6) Introduction
- (7) Data, Materials, and Methods
- (8) Results
- (9) Discussion
- (10) Conclusions
- (11) Acknowledgments
- (12) Author contributions
- (13) References

4. First Page

4.1 Title

Capitalize the first letter of each word in the title (excluding prepositions, articles, conjunctions, and words following a hyphen). Please do not use abbreviations in the title apart from those listed in “5.7 Abbreviations” below.

4.2 Authors

Provide the complete names of all the authors. Add an asterisk (*) to the end of the corresponding author’s name.

4.3 Affiliations (name and address)

Provide the accurate division or department names as well as the **full addresses** of authors’ affiliations, including the country name.

4.4 Keywords

The heading “***Keywords:***” should be given in bold italic. Provide approximately five nouns as keywords, all lowercase letters except proper nouns.

4.5 Abstract

The abstract should be approximately 200 words.

4.6 Corresponding author

Provide the E-mail address of the corresponding author (one, as a rule). This author should be the person who corresponds with the Editorial Department.

5. Body Text

5.1 Section

Label each section in Arabic numerals.

Example: **2. Section Title**
 2.1 Subsection title
 2.1.1 Sub-subsection title

Capitalize the first letter of each word in the section title (excluding prepositions, articles, and conjunctions). For subsection and lower section titles, capitalize only the first letter of the first word of the subsection title and proper nouns. Indent at the start of each paragraph.

5.2 Equations

All equations should be written using **MathType** and numbered consecutively on the right side. If equations are written using TeX/LaTeX,

Instructions for manuscript preparation / Sensors and Materials

please provide source files when your manuscript has been accepted for publication. **Do not use Microsoft Word's Equation Editor as not all symbols are readily converted into MathType.**

At the start of a sentence: Equation (1) / Equations (2) and (3)

Within the sentence: Eq. (1) / Eqs. (2) and (3)

5.3 Figures and tables

Figures and tables should be placed following the description written in the template and numbered in Arabic numerals. When figures and tables are cited in the body of the text, repeat the number for each lettered figure or table: e.g., Figs. 7(a) and 7(b). Each figure should have a short title written below it, and each table a short title written above it. **After acceptance, please submit a compressed folder (zip, rar) containing separate files for figures, tables, and equations in accordance with the description in the revised manuscript submission form. For tables, provide editable tables. Provide each figure in PNG or JPG format.**

At the start of a sentence: Figure 1(a) / Figures 2 and 3 / Figures 3–5 / Table 1

Within the sentence: Fig. 1(a) / Figs. 2 and 3 / Figs. 3–5 / Table 1

Basically, figures are printed in black and white. Complicated graphs should be clearly indicated so that elements are easily distinguished even in black and white. Ensure that the size of the text in the figures is sufficiently large for easy reading.

5.4 Units

In general, use SI units. Insert a space between units and values except for “°” and “%”.

Example: m, kg, s (min, h, d), rad, K, °C, mol, Hz, N, Pa, J, eV, W, A, C, F, Ω, S

5.5 References

References should be cited consecutively in the text and should be listed one reference per number. In the body of the text, each reference should be denoted by the corresponding list number as a **superscript**. Provide the names of all the authors and the correct abbreviations of journal titles. For details, please refer to Appendix 2 in these guidelines. The following are examples (1 for a journal, 2 and 3 for books, 4 for proceedings, and 5 for online data).

- 1 K. Umino, M. Habara, and K. Toko: Sens. Mater. **24** (2012) 1.
<https://doi.org/10.18494/SAM.2012.764>
- 2 F. Li and A. Nathan: CCD Image Sensors in Deep-Ultraviolet: Degradation Behavior and Damage Mechanisms (Springer, Heidelberg, 2005) p. 71.
- 3 W. White: Introduction to Biosensors, B. Brown and G. Green, Eds. (MYU K.K., Tokyo, 2018) 2nd ed., Chap. 2.
- 4 M. A. Matin, K. Ozaki, D. Akai, K. Sawada, and M. Ishida: Proc. 2012 IEEE 62nd Electronic Components and Technology Conf. (IEEE, 2012) 356.
- 5 XYZ Institution: <http://xyz-institution.com> (accessed April 2010).

5.6 About the Authors

The biographies and photographs of authors can be included. The biographies (and photographs) of ALL authors should be provided. Providing biographies alone is acceptable, but photographs alone is not acceptable. Photographs should have an aspect ratio of 6:5.

5.7 Abbreviations

The following abbreviations can be used without definition in the manuscript.

AC, ac	alternating current
AFM	atomic force microscopy
AI	artificial intelligence
CAD	computer-aided design
CCD	charge-coupled device
CPU	central processing unit
CVD	chemical vapor deposition
CMOS	complementary metal oxide semiconductor
DNA	deoxyribose nucleic acid
DC, dc	direct current
FET	field-effect transistor
GPS	global positioning system
IC	integrated circuit
IoT	Internet of Things
IR	infrared
IT	information technology
LSI	large-scale integration
LED	light-emitting diode
MEMS	micro-electromechanical systems
MOS	metal oxide semiconductor
NIR	near infrared
NMR	nuclear magnetic resonance
PC	personal computer
RF	radio frequency
RGB	red, green, and blue
RNA	ribonucleic acid
RT	room temperature
SEM	scanning electron microscopy
SD, s.d.	standard deviation
TEM	transmission electron microscopy
USB	universal serial bus
UV	ultraviolet
1D	one-dimensional

Instructions for manuscript preparation / Sensors and Materials

2D	two-dimensional
3D	three-dimensional

Abbreviations that are not listed above must be defined at first use in both the abstract and the body of the text. After definition, the abbreviations should be consistently used. Abbreviations that are widely accepted can be used without definition.

- polymerase chain reaction (PCR)
- × PCR (polymerase chain reaction); Polymerase Chain Reaction (PCR)

Appendix 1 General Notes on Format

Before you submit your revised manuscript, please ensure that the manuscript satisfies the following requirements.

- Abbreviations not listed in the Guidelines should not be used in the title; write out in full in the title.
- The full name(s) of the author(s) should be given.
- The full addresses, including zip codes, of authors' affiliations should be given.
- Abbreviations not listed in the Guidelines should be defined at first use in both the abstract and the body of the text. Once defined, the abbreviations should be used consistently.
- In the title and section headings, except for articles, conjunctions, and prepositions, capitalize the initial letter of each word.
- In subsection headings, capitalize only the initial letter of the first word, as well as proper nouns, scientific and trade names, and chemical symbols.
- Leave a space between numerical values and units except for % and ° (angle).
- Use numerical values or ranges in place of expressions such as "few" and "tens of", when possible.
- A serial comma should be placed immediately before "and" in a series of three or more items.**

Instructions for manuscript preparation / Sensors and Materials

- Reference numbers should be added after punctuation: for example, “... is shown.⁽²⁾”, “As reported in the previous study,⁽¹⁰⁾”

- In the References section, the volume number should be given for journal references and the city of publication should be given for book references.

- In the Reference section, it is strongly recommended to provide the DOI or URL of each reference if available. The format should be as follows: <https://doi.org/XXXXXX>**

- For research papers, it is recommended to cite 15–25 references.


Appendix 2 Figures, Tables, and References

Notes on preparing figures

- Good examples



(a)



(b)

Fig. 1. Photographs of (a) Lake Onuma and (b) Mt. Akagi.

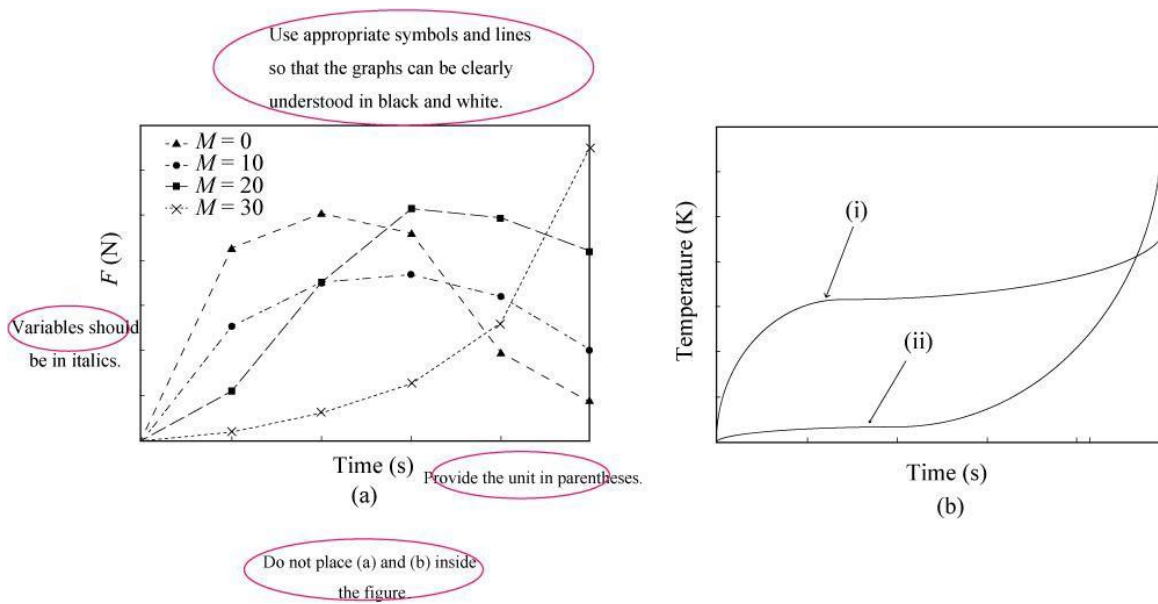


Fig. 2. Time dependences of (a) F and (b) temperature.

Instructions for manuscript preparation / Sensors and Materials

- **Bad examples**




Fig. 1. (a) Lake Onuma and (b) Mt. Akagi.

Do not put (a) and (b) inside the figures.

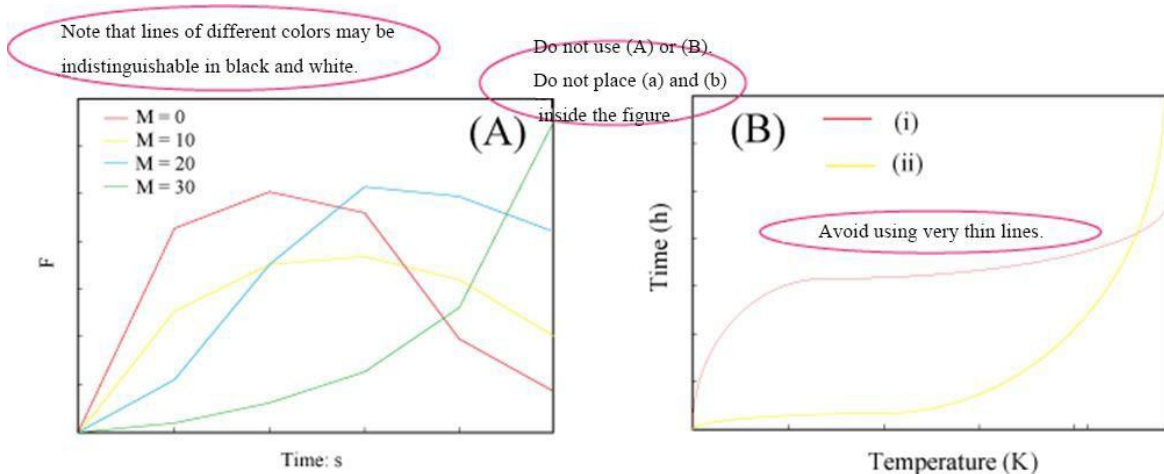


Fig. 2. Time dependences of (a) F and (b) temperature.

Do not use uppercase (A) and (B).

Notes on preparing tables

- Create tables as editable text data using the “Insert Table” function of MS Word. Do not paste tables as images (such as jpg, png, and gif).
- Avoid the use of vertical lines.
- Make easy-to-understand tables that fit on one page (the width of the table should be smaller than 16 cm).

Notes on reference list format

[General]

- For publications written in languages other than English, specify the language at the end of the listed reference [e.g., ... (in Japanese).].
- For papers that have been accepted for publication but have not yet been published, specify their state at the end of the listed reference [e.g., ... (in press).].


[Journals]

- Write the authors' names, journal abbreviation, volume number (in boldface), publication year (in parentheses), and page number.
- No comma is inserted between the journal abbreviation, volume number, publication year, and page number.
- Volume numbers should be in **boldface**.
- A serial comma should be placed immediately before "and" in a series of three or more authors.
- The given name(s) of authors should be presented as an initial(s) followed by a period, a space, and lastly, the family name. Hyphenated first names should be shown as hyphenated uppercase initials of the two parts with periods but no space (e.g., A.-B. Cee).
- The journal title should be correctly abbreviated.

[Books]

- The publisher's name, publication city, and publication year should be provided in parentheses after the authors' names and book title.

How to write author biographies



(Desired aspect ratio, 6:5)

Anne Ichinose received her B.S. degree from ABC University, Japan, in 2000 and her M.S. and Ph.D. degrees from the XY University, Japan, in 2002 and 2005, respectively. From 2005 to 2009, she was an assistant professor at ABC University, Japan. Since 2010, she has been a professor at DEF University. Her research interests are in MEMS and sensors.